

Drive Overland Antenna

SKU: 311248

MAP: \$119.99

FEATURES

- Covers 700, 800, 1700, 1900, 2200 MHz cellular
- All modes, voice and data
- High gain signal output
- Off-road rated to MIL-STD 810H for shock and vibration
- Connects to mobile cellular boosters
- IP66 rated for outdoor use
- Assembled in USA
- 2 year warranty

⚠️ WARNING: This product can expose you to chemicals including Nickel, which is known to the State of California to cause cancer, and Bisphenol A, which is known to the State of California to cause birth defects or other reproductive harm. For more information go to www.P65Warnings.ca.gov



Kit Includes



Overland Outside Antenna, 14 ft. Cable, 13 in. Mast Extension

Side-Exit Adapter, Spring, Thread Lock, Heat Shrink Tubes

Specifications

ELECTRICAL

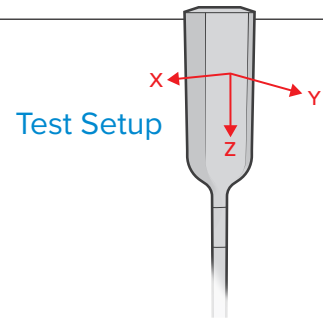
| Frequency Band (MHz) | 698-806 | 806-960 | 1710-1880 | 1850-1990 | 1910-2170 | 2300-2700 |
|------------------------------------|----------|---------|-----------|-----------|-----------|-----------|
| Peak Gain (dBi) | 2.4 | 2.6 | 3.8 | 3.8 | 3.7 | 4.3 |
| Gain (dBi), typical @ 2° Elevation | 1.4 | 2.4 | 3.1 | 2.7 | 2.4 | 2.6 |
| Cable loss LMR-195 15 ft. | 1.8 | 1.9 | 2.8 | 2.9 | 3.0 | 3.3 |
| Efficiency (%) | >70% | | >65% | | | |
| VSWR | <2:1 | | | <2:1 | | |
| Polarization | Vertical | | | | | |
| Half-Power Azimuth Beamwidth (°) | 360 | 360 | 360 | 360 | 360 | 360 |
| Half-Power Elevation Beamwidth (°) | 70 | 78 | 60 | 70 | 80 | 33 |
| Impedance (Ω) | 50 | | | | | |
| Max Power (W) | 10 | | | | | |

MECHANICAL

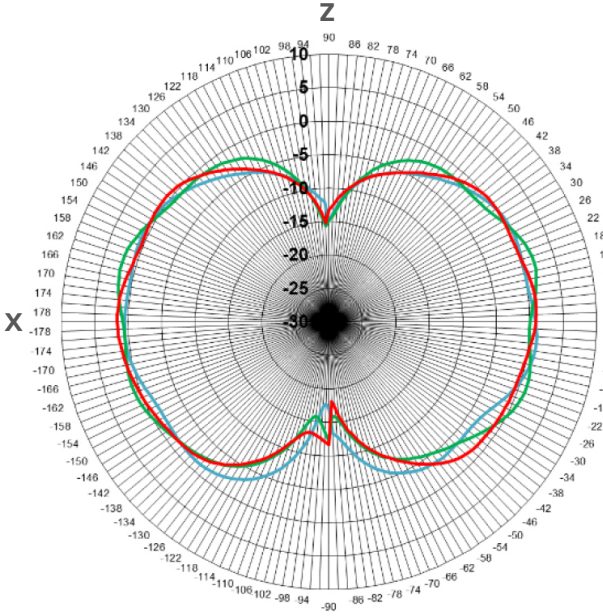
| | |
|--|---|
| Model | 311230 |
| Connector | SMA Male / SMB Plug |
| Feed Cable Length (ft / m) | 16 / 4.8 |
| Dimensions (in / mm) | 7.422x2.688 / 188x68 |
| Packaged Dimensions (in / mm) | 8.28x20.27x3.93 / 210x515x100 |
| Packaged Weight (lb / kg) | 3.61 / 1.6 |
| Wind Loading Area (ft ² /m ²) | .246 ft ² / .0229m ² |
| Rated Wind Velocity (mph/kph) | 311 mph / 500km/h |
| Radiator Material | Aluminum |
| Radome Material | Alumin Plastic Type: ASA (Acrylonitrile Styrene Acrylate) |

Radiation Patterns, 700-900 MHz

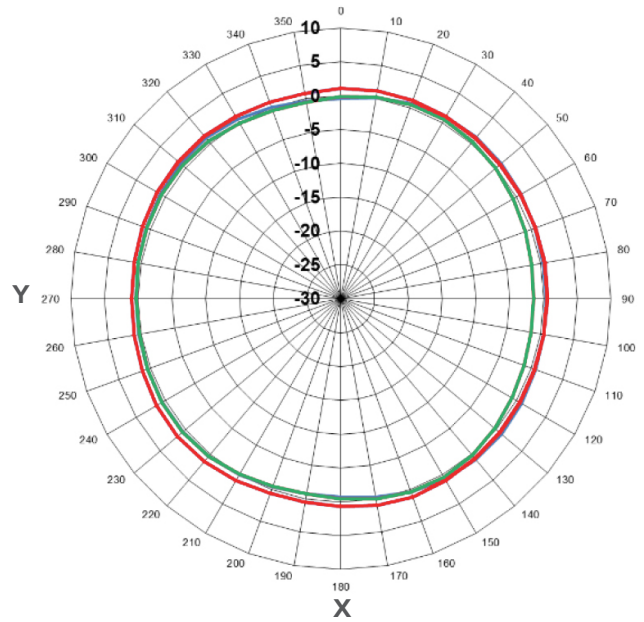
700 MHz 800 MHz 900 MHz



E Plane



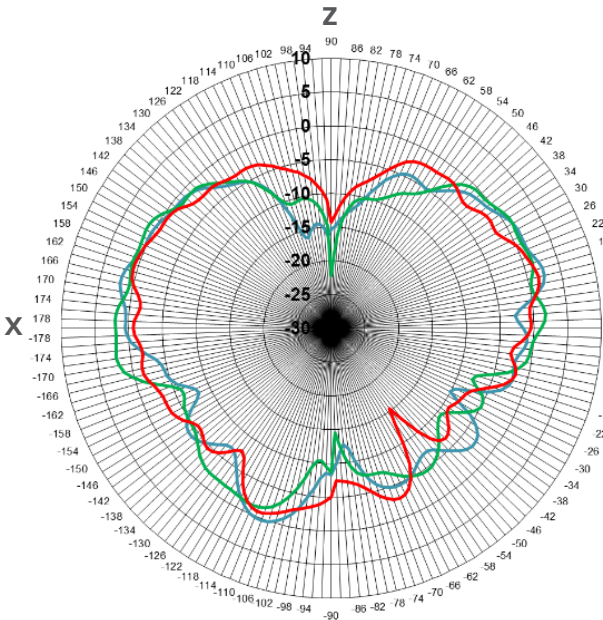
H Plane



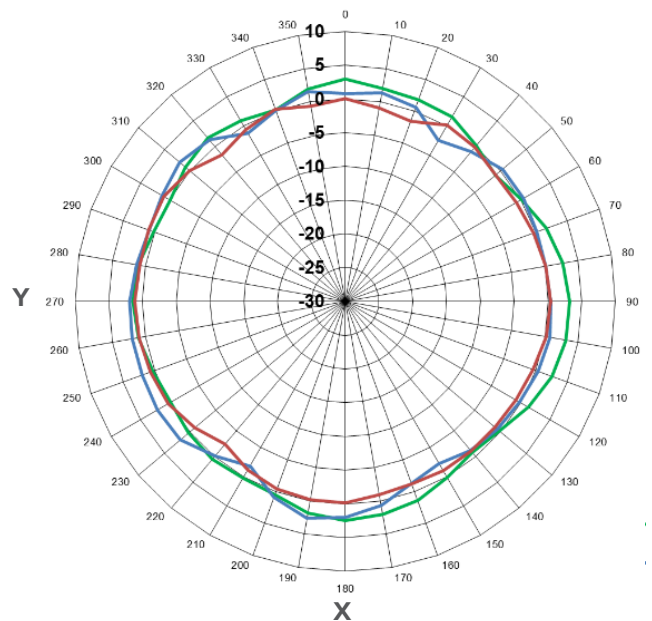
Radiation Patterns, 1700-2100 MHz

1700 MHz 1900 MHz 2100 MHz

E Plane



H Plane

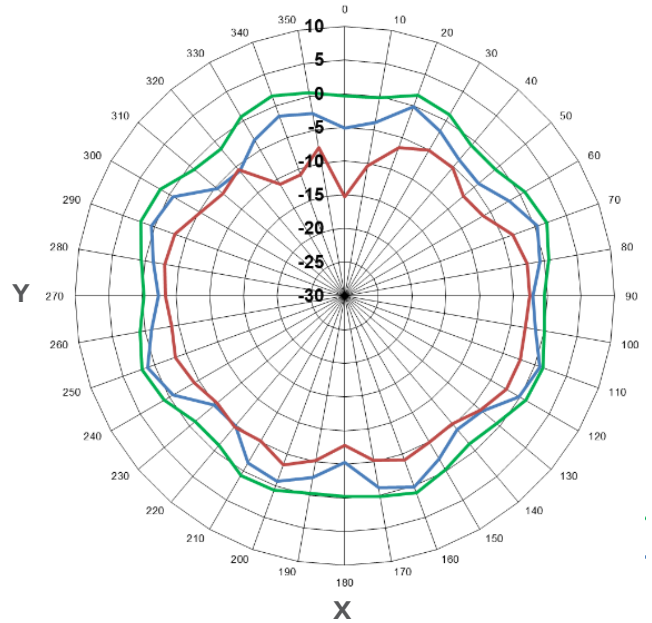
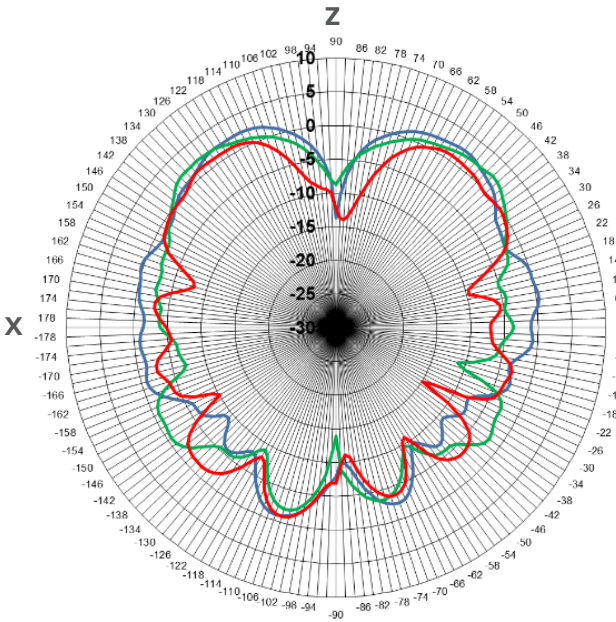


Radiation Patterns, 2300-2700 MHz

■ 2300 MHz ■ 2500 MHz ■ 2700 MHz

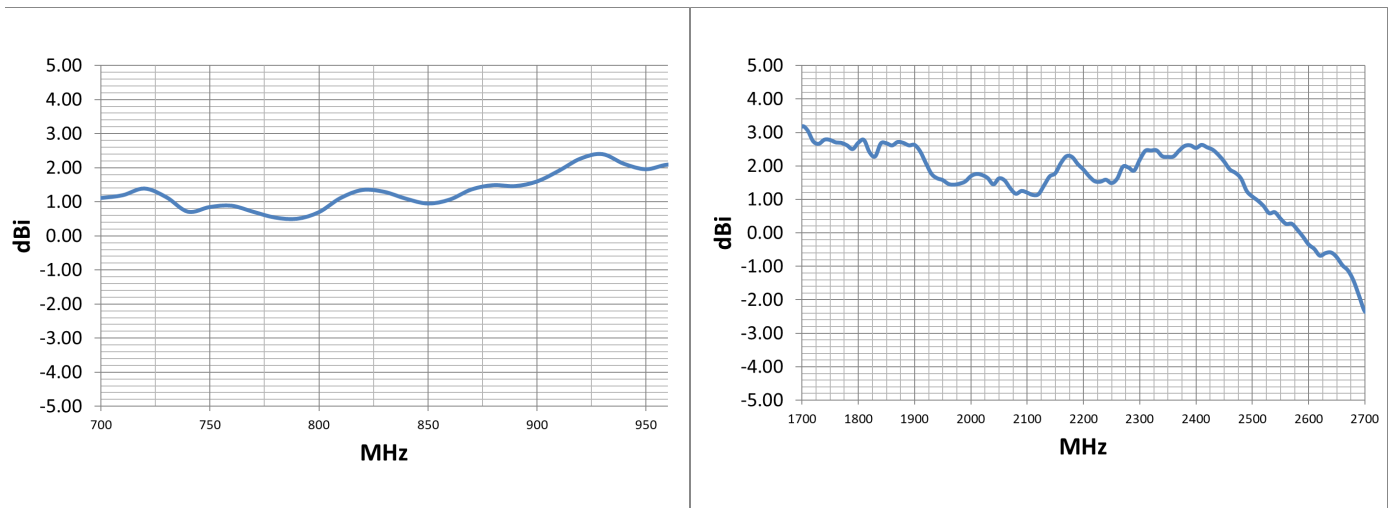
E Plane

H Plane

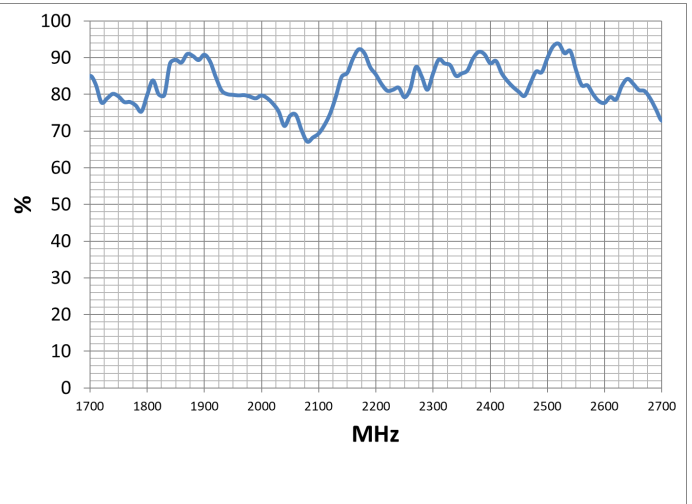
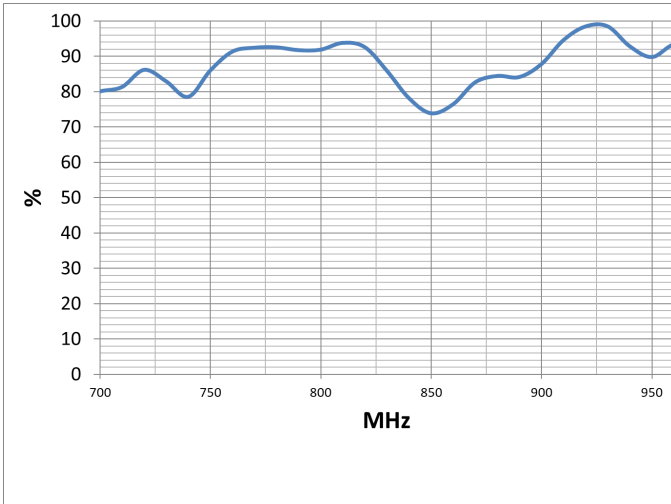


Note: Gain values at 2° elevation indicated are without cable loss. Please refer to the electrical specs chart to include cable losses.

Peak Gain (@ 2° Elevation)



Efficiency (%)




Note: Gain values at 2° elevation indicated are without cable loss. Please refer to the electrical specs chart to include cable losses.

Package Dimensions

4.375 W x 14.25 L x 4.625 D



FRONT



SIDE




TOP/BOTTOM



WEIGHT



Support

 2 Year Warranty

Email: support@wilsonelectronics.com

Website: <http://support.weboost.com>

Phone: +1 866 294 1660 Monday to Saturday

* **WARNING:** Cancer and Reproductive Harm - www.P65Warnings.ca.gov.

ASSEMBLED IN THE USA



UPC

