

# FUSION2GO XR OTR


## Package Contents




OTR Antenna



Cable exit adapter  
spring base and  
mounting bracket



Mast extension  
(optional)



SureCall  
booster

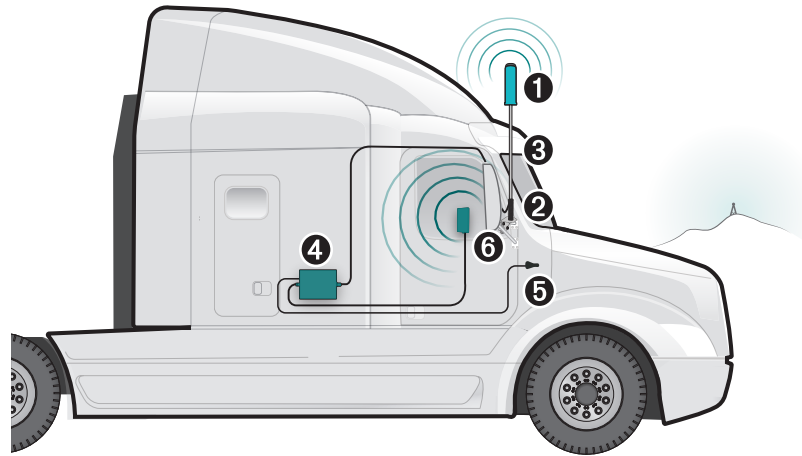


DC power  
adapter



Inside patch  
antenna

## Installation Overview



## BEFORE YOU BEGIN


The Fusion2Go XR OTR kit is designed to accommodate multiple installation options.

- The OTR antenna fits standard CB mounts or mounting points using a 3/8 x 24 thread. The kit also includes a dome stud mount for the OTR antenna with a 3/8 x 24 thread pattern.
- If needed, a 2-clamp mounting bracket is provided for use on a mirror rail or other existing vehicle rail.
- Also, a mast extension is provided however, it is needed only to achieve height or clearance requirements mentioned below.

**When choosing the best location for your exterior antenna,** consider that the mounting location must place the antenna above the metal cab and at least 6 inches away from any windows and provide at least a 12-inch radius clear of obstructions and other radiating elements, such as a radio antenna.

## MOUNTING OPTIONS

16 and 32 In



HAVE  
QUESTIONS?

Call: 1-888-365-6283  
Email: support@surecall.com  
Visit: surecall.com/support